



## 4/8-Way Loudspeaker Selectors

Item ref: 128.425UK/128.428UK

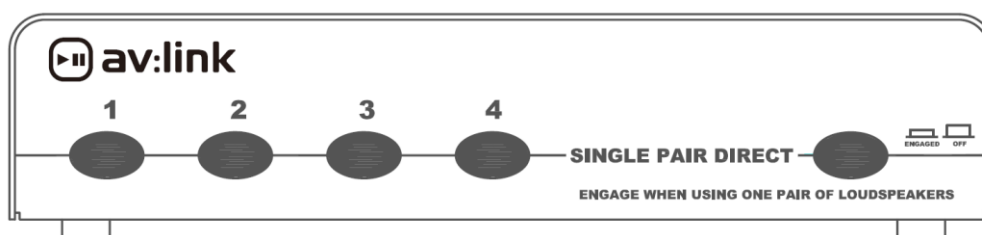
User Manual

4 or 8-way switcher units that allow the distribution of a stereo amplifier. Simply connect the output of an amplifier to the selector box, this output can then be distributed to up to four/eight different stereo speaker sets in multiple locations, each speaker set can be individually activated via the push buttons on the front of the unit. Ideally suited for buildings where an independent sound control is required for different rooms or zones.

### Features:

- Enables four/eight pairs of speakers to be connected to a single stereo amplifier.
- Heavy-duty push buttons.
- Built-in overload protection.
- Designed for 4-16 ohms speakers.
- Spring clip terminals.

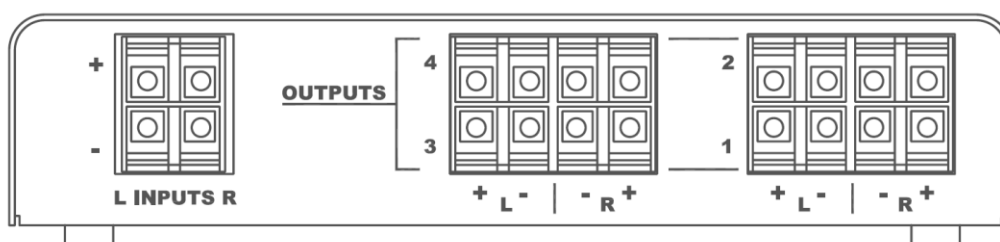
### Installation consideration:



AV:Link low-profile speaker selector boxes allow you to distribute a stereo amplifier to multiple zones. All models include a manually activated impedance protection circuit (Single Pair Direct) that can be turned ON to prevent the impedance presented to your amplifier from dropping below an unsafe level of 5 Ohm, regardless of the number and impedance ratings of your speakers.

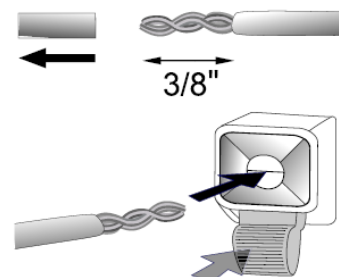
The protector switch can also be turned OFF when used as part of a planned system of impedance matching volume controls, allowing you to get most out of your amplifier. If you are unsure, consult a professional contractor.

### Installation:



- The terminals on the rear of the speaker selector will accommodate up to 14-gauge cable which will suffice for long connections (greater than 100 Feet of wire). For shorter distances, 16 or 18-gauge wire will suffice. For behind the wall installations, we recommend using UL Class 3 approved cable (marked "CL3") for compliance with local building regulations.

- When connecting a speaker and amplifier, it is important to retain the correct polarity. To do this, be sure that the wire attached to the "+" red or positive terminal on the speaker connects to the "+" red or positive terminal on the rear of the selector box. Similarly, the "-" black or negative terminal on the speaker must connect to the respective "-" black or negative terminal on the selector box.
- Polarity should also be maintained when connecting your amplifiers output to the input of the selector box.
- Route the speaker cables from the amplifier and each speaker zone to the selector box.
- Strip 3/8" of insulation the ends of the cable and twist to avoid fraying.
- Press the relevant push-pin on the back of the selector box to reveal an eye, then push the exposed part of the cable inside. Release the push-pin to lock the cable in place.



### Technical Specifications:

	<b>128.425UK</b>	<b>128.428UK</b>
<b>Listening zones</b>	4	8
<b>Protection circuit high power resistors</b>	2 x 10 Ohm/15w per channel	3 x 10 Ohm/15w per channel
<b>Power handling with protection circuit ON</b>	70w per channel	100w per channel
<b>Power handling with protection circuit OFF</b>	140w per channel	200w per channel
<b>Dimensions (W x D x H)</b>	216 x 112 x 49mm	433 x 112 x 49mm
<b>Weight</b>	1.2kg	2.08kg

### Warning:

- For reasons of electrical safety this device must never be immersed in water, exposed to damp conditions or excessive force.
- Always leave plenty of space above the unit for safe heat dissipation from the ventilation grilles.
- Please do not use this device if you find that it is damaged in any way and only use the batteries recommended by the manufacturer.
- Do not attempt to repair this device or take apart under any circumstances, as this will invalidate your warranty.



This product is classed as Electrical or Electronic equipment and should not be disposed with other household or commercial waste at the end of its useful life. The goods must be disposed of according to your local council guidelines.

### Errors and omissions excepted.

Copyright© 2024 AVSL Group Ltd, Unit 2 Bridgewater Park,  
Taylor Road, Trafford Park, Manchester. M41 7JQ.

AVSL (Europe) Ltd, Unit 3D North Point House,  
North Point Bus. Park, New Mallow Road, Cork, Ireland.