

4 A/V Distribution Amplifier

Model : SB-3714

CONFORMANCE TEST REPORT

FOR **EN 55013 / EN 55020**

CE Report Number : ET93S-06-168-1

FOR **FCC 47 CFR / Part 15 Subpart B**

FC Report Number : ET93S-06-168-02

FOR **VCCI**

V Report Number : ET93S-06-168-03

Model Number : SB-3750

Comment Number :

SB-3737, SB-3733, SB-3716, SB-3730
SB-3714, SB-3710, SB-3708, SB-3709
SB-3706, SB-3705, SB-3704

CopyRight 2005 Shinybow Technology Co., Ltd.

Input : Video : Composite Video RCA Connector
Audio : Stereo Audio system (R/L)

Output : Video : Composite Video RCA Connector
Audio : Stereo Audio system (R/L)

Power Input : Available
DC +12V, 300mA ~ 500mA. ⊕ ⊖ ⊕ ⊖

Safety Notice!

To prevent damage to your television equipment use only the supplied AC Adaptor and make the power connections to your television.

Thank You for purchasing


Instruction Manual

Shinybow®

4 WAY A/V DISTRIBUTION AMPLIFIER

Composite Video/Audio Distribution Amplifier

1 input To 4 outputs



Model : SB-3714

Composite Video /Stereo Audio Splitter Series

Thank you for purchasing the SB-3714 Composite Video (4 Ways). You will find this unit easy to install and highly reliable but it is essential that you read this manual thoroughly before attempting to use amplifier.


128.583

Supplied Accessories

Check that you have the following components in your converter pack ;

- (1) 1 Instruction Manual
- (2) 1 SB-3714 Distribution Amplifier console
- (3) 1 3RCA-3RCA Cable (RCA Connector)
- (4) 1 AC Adaptor : 12VDC, 300mA ~ 500mA

AV Connecting Cable ;
3RCA-3RCA plug, L=2M



Introduction

Congratulations on your purchase of one of the most innovative Composite /Stereo Audio signal distribution products on the market today. For S-Video /Stereo Audio(R/L), please choose the SB-3716. This product provide multiple composite video and stereo audio outputs that are identical to the source signal. There is useful for distributing signals from VCRs, Camcorders, Video Game Consoles, Video CDs, DVDs, Satellite Receivers, CATV Set Top Boxes, etc.

Before you make any connections

Make sure all Video devices to be connected to the AV DA are functioning according to their respective operation manuals before connecting them. Always connect the Composite Video/Audio devices to the AV Distribution Amplifier one at a time and make sure each works just as it did before it was connected.

Specifications

| Model Number | SB-3714 |
|-------------------|---|
| Video Inputs | Composite Video, 75Ω on RCA Connectors |
| Audio Inputs | Stereo R/L, -20db 25KΩ, on RCA Connectors |
| Video Outputs | 4 x Composite Video, 75Ω on RCA Connectors |
| Audio Outputs | 4 x Stereo R/L, -20db 25KΩ, on RCA Connectors |
| Video Bandwidth | > 10MHZ |
| Video Distortion | < 1.2db (+/- 3db) |
| Audio Distortion | < 0.6db (+/- 3db) |
| Channel Isolation | > 50db |
| S/N Ratio | > 50db |
| Power Consumed | 300mA ~ 500mA |
| Power Source | 12 Volts DC |

Safeguards and Precautions

- a . Keep this unit away from fire, extremely hot areas, water or moisture of any Kind.
- b . Do not place this unit on any support that is not firm, level and strong.
- c . Do not service the unit yourself. Opening the unit's housing will void the warranty.
- d . Servicing must be by Shinybow or by an authorized technician.
- e . Illegal duplication of copyrighted material is strictly prohibited by Federal Laws.


Typical Hookup and Operation

Front Panel



Front View:
Power SW : ON/OFF
Input : Composite Video/Audio (R/L)
DC Input : DC12V, 300~500mA

Rear Panel



Rear View:
Output: 4 x Composite Video(RCA)
Stereo Audio (R/L).

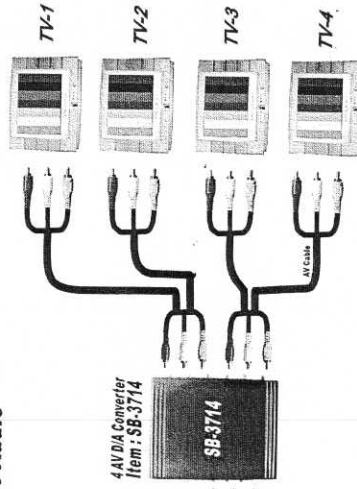
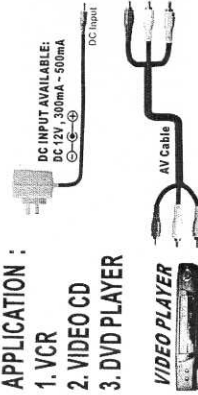
4 AV DISTRIBUTION AMPLIFIER

AV System : Composite Video, Stereo Audio

INSTALLING:

APPLICATION :

1. VCR
2. VIDEO CD
3. DVD PLAYER



Congratulations! The switcher is now ready for use.
Switch on your player and TV and enjoy high quality colour.