
User Manual

HDMI Matrix

Model No.: HKTM0808BH HKTM0408BH
HKTM0404MH HKTM0402MH
HKTM0204MH

Dear Customer

Thank you for purchasing this product !

For optimum performance and safety, Please read these Instructions carefully before connecting, Operating or adjusting this product. Please keep this manual for future reference.

Basic Function:

HKTM0808BH.....Dimension:440x200x44mm

- 19 inch rack or wall mounting
- Support IR & RS232 control system
- 8 HDMI inputs and 8 HDMI display sinks. Any input to any output. The 8 outputs can be different or the same.
- Switching control via remote or Manual

HKTM0408BH.....Dimension:440x200x44mm

- 19 inch rack or wall mounting
- Support IR & RS232 control system
- 4 HDMI inputs and 8 HDMI display sinks. Any input to any output. The 4 outputs can be different or the same.
- Switching control via remote or Manual

HKTM0404MH.....Dimension:277x156x28mm

- Smart desk or wall mounting
 - Support IR & RS232 control system
 - 4 HDMI inputs and 4 HDMI display sinks. Any input to any output. The 4 outputs can be different or the same.
- Switching control via remote or Manual

HKTM0402MH.....Dimension:277x156x28mm

- Smart desk or wall mounting
- Support IR control system
- 4 HDMI inputs and 2 HDMI display sinks. Any input to any output. The 2 outputs can be different or the same.
- Switching control via remote or Manual

HKTM0204MH.....Dimension:277x156x28mm

- Smart desk or wall mounting
- Support IR control system
- 2 HDMI inputs and 4 HDMI display sinks. Any input to any output. The 4 outputs can be different or the same.
- Switching control via remote or Manual

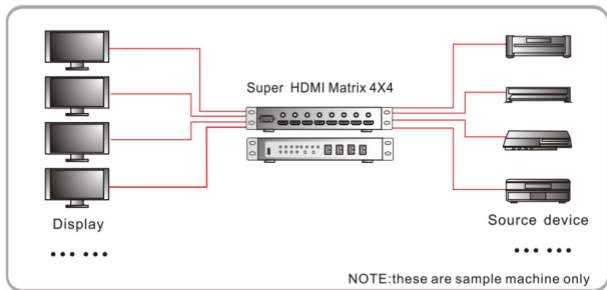
Specification:

HDMI versionHigh Speed with 3D
HDCP version..... HDCP1.2
Support HDMI resolution..... 1080P/1080i/720P/576P/576i/480P/480i
Support video color bit deep color 24bit/36bit
Support audio format..... LPCM/Dolby-AC3/DTS7.1/DSD
Input Video signal5.0Volts P-P
Output cable distance..... ≤20m 24AWG Cable
Input cable distance..... ≤20m 24AWG Cable
Data transfer speed..... 6. 75Gbps
Operating Humidity range..... 5 to 90%RH (No Condensation)
Operating Temperature range..... -15 to +55C° (5 to 131°F)
Power adapter format.....Input AC(50Hz.60Hz) 100- 240V
Power Supply.....DC 5V /12V(HKTM0808BH)

Operation:

1. Connect the signal source (such as HD-DVD, PS3, STB) with HDMI input interfaces.
2. Connect the display devices (such as HD-LDC, HD-DLP) with HDMI output interfaces.
3. This device is powered by an external power supply (included).

Application :



Package Included:

When first unpacking your HDMI Matrix switch please check to see if the following items are included:

- One HDMI Matrix switch
- Power supply
- User manual
- The remote control
- Two ears and 8 screws optional (HKTM0808BH, HKTM0404BH)

Warning:

TO REDUCE THE RISK OF FIRE, ELECTRIC SHOCK OR PRODUCT DAMAGE:

- 1.** Do not expose this apparatus to rain, moisture, dripping or splashing and make sure that no objects filled with liquids, such as vases, are placed on the apparatus.
- 2.** Do not install or place this unit in a bookcase, built-in cabinet or in another confined space. Ensure the unit is well ventilated.
- 3.** To prevent risk of electric shock or fire hazard due to overheating, do not obstruct the unit's ventilation openings with newspapers, tableclothes, curtains and similar items.
- 4.** Do not install near any heat sources such as radiators, heat registers, Stoves or other apparatus.
- 5.** Do not place sources of naked flames, such as lighted candles on the unit.
- 6.** Clean this apparatus only with dry cloth.
- 7.** Unplug this apparatus during lightning storms or when unused for long time.
- 8.** Protect the power cord from being walked on or pinched, particularly at plugs.
- 9.** Only use attachments/accessories specified by the manufacture.
- 10.** Refer all servicing to qualified service personnel.

Quality Guarantee:

- This Limited Warranty only covers failures due to defects in materials or workmanship, and does not cover normal wear and tear or cosmetic damage. The Limited Warranty also does not cover damages which occurred in shipment, or failures which are caused by products not supplied by the warrantor, or failures which result from accidents, misuse, abuse, neglect, mishandling, misapplication, alteration, faulty installation, set-up adjustments, maladjustment of consumer controls, improper maintenance, power line surge, lightning damage, modification, or service by anyone other than a Factory Service center or other Authorized Service, or damage that is attributable to acts of God.
- There are no express warranties except as listed under “limited warranty coverage” . the warrantor is not liable for incidental or consequential damages resulting from the use of this product, or arising out of any breach of this warranty. (As examples, this excludes damages for lost time, cost of having someone remove or re-install an installed unit if applicable, travel to and from the service, loss or damage to media or images, data or other recorded content. The items listed are not exclusive, but are for illustration only.)
- No damage caused by accident, One year warranty for free repair and half way free transport.

Product Picture:

HKTM0808BH



HDMI Matrix Switch 8x8

HKTM0408BH



HDMI Matrix Switch 4x4

HKTM0404MH



Slim HDMI True Matrix 4x4

HKTM0402MH



Slim HDMI True Matrix 4x2

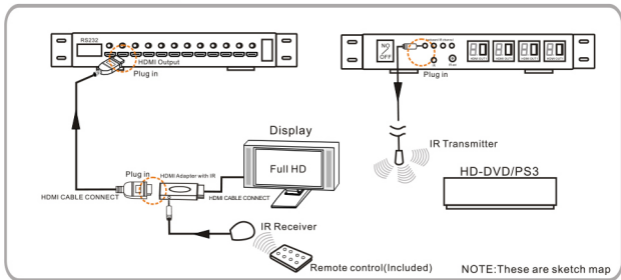
HKTM0204MH



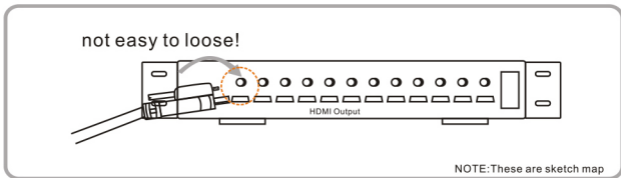
Slim HDMI True Matrix 2x4

New Function:

● IR channel optional

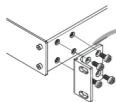


● Plug Locking optional



● To rack-mount a machine

- ① Fix the ear bracket to the machine through 4 screws



- ② Place the ears of the machine against the rack rails, and insert the proper screws (not provided) through each of the four holes in the rack ears.