

SPECIFICATIONS

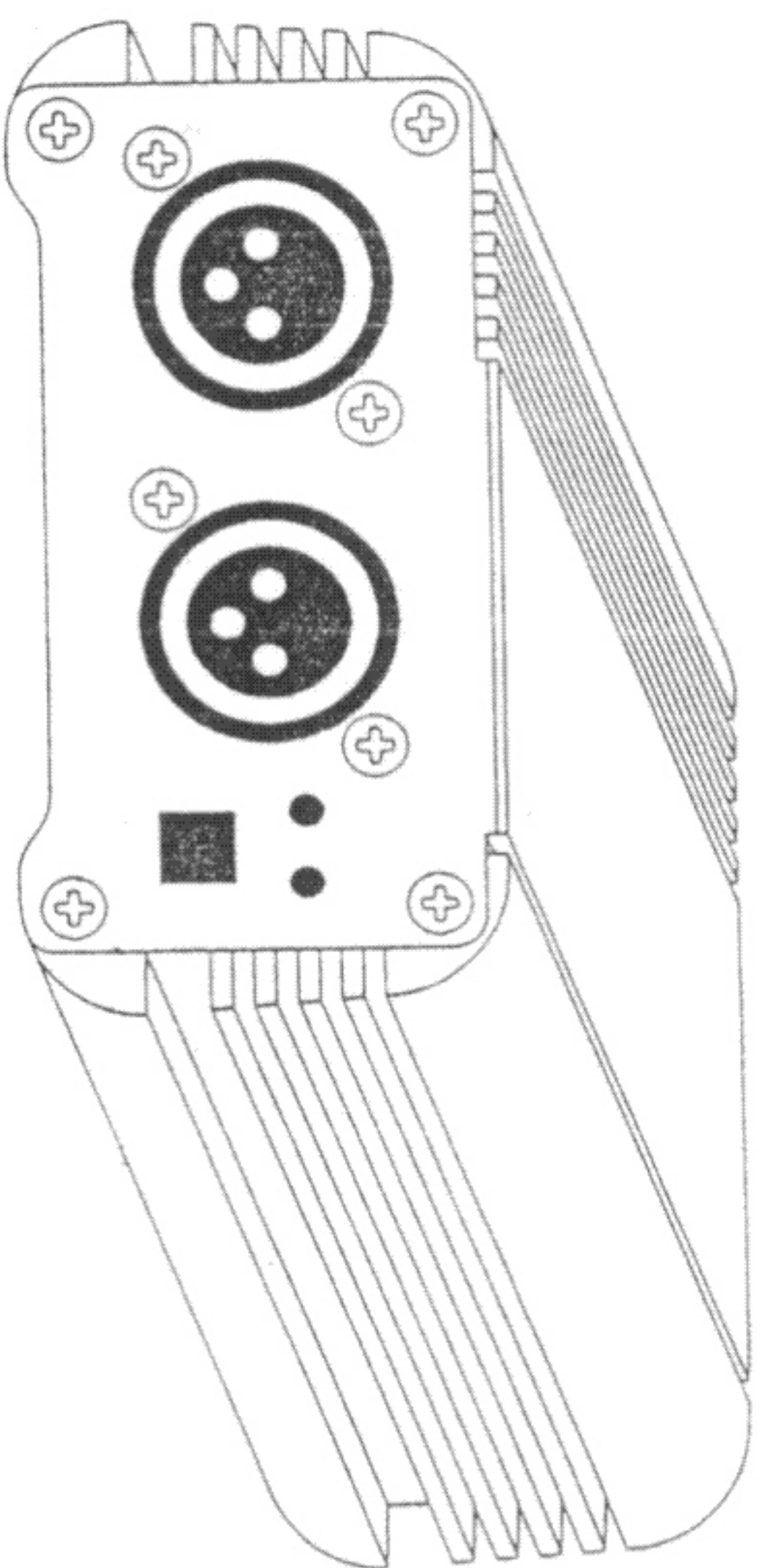
PHANTOM VOLTAGE	: 12V or 48V selectable.
JACKS	: Male and Female XLR jack, 2.5mm DC input jacks.
CONTROL	: 12/48 volt selector foot switch.
POWER INPUT	: 15 V DC (adapter included).
SIZE (WxHxD)	: 100 x 45 x 100
WEIGHT	: 0.3kg (Without adapter)

DISTRIBUTOR

PHANTOM POWER ADAPTER

173.077

- ◆ POWER CONDENSER MICROPHONES REQUIRING PHANTOM POWER.
- ◆ 12 or 48 Volts AVAILABLE.
- ◆ AC ADAPTER INCLUDED.
- ◆ HIGH FREQUENCY SWITCHING POWER SUPPLY TO ELIMINATE NOISE.



OWNER'S MANUAL

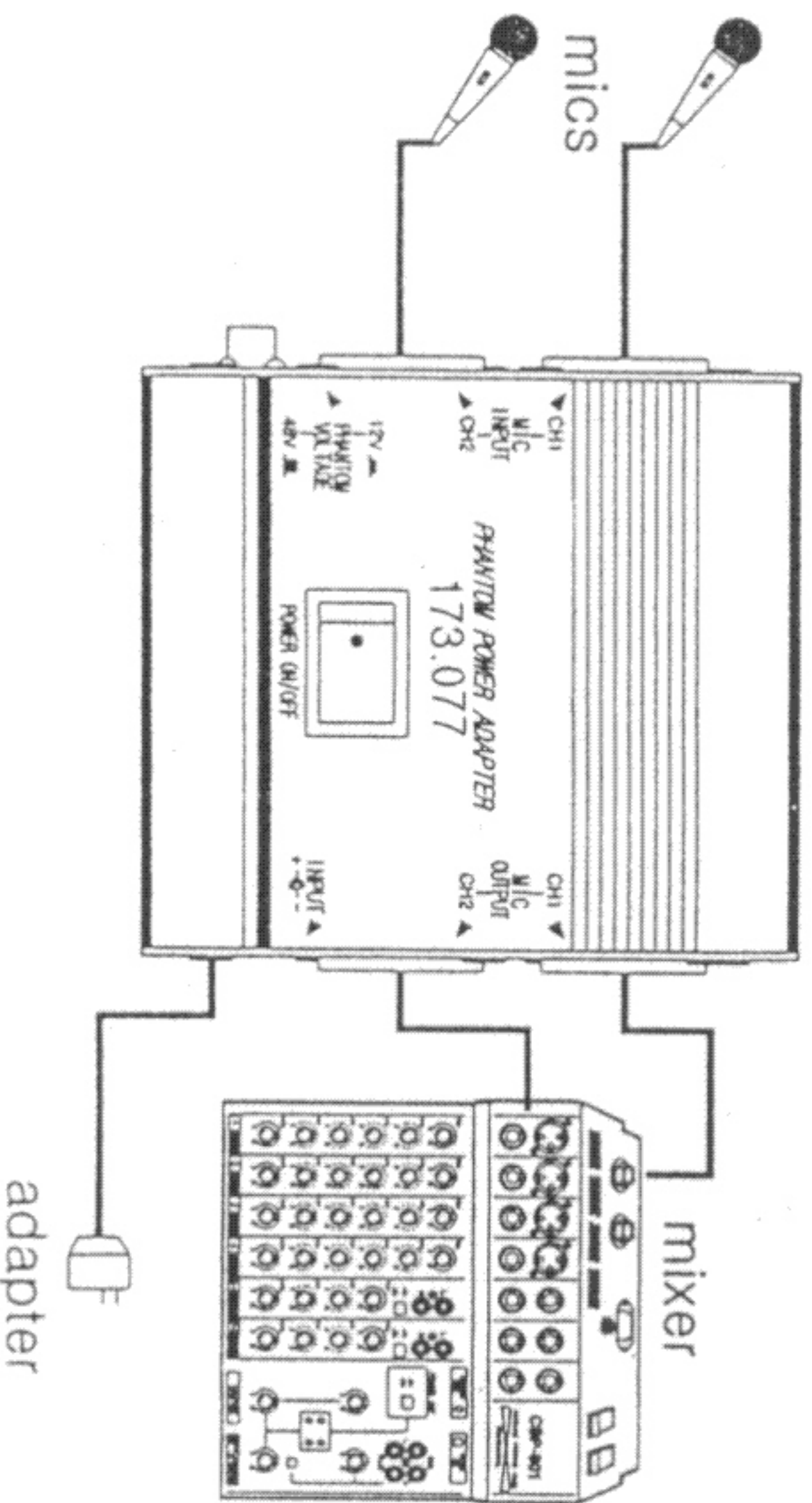
INTRODUCTION

Thank you for purchasing the 173.077 Phantom Power Adapter. Units are designed to provide years of lasting value and usefulness. They are identical except the 173.077 will power two microphones. The units power condenser microphones that are designed for phantom powering. Phantom power microphones provide much greater dynamic range, lower noise and better sound quality. Most microphones will operate at full performance with 15 Volts DC, however some mics require 48 Volts which was the old mic standard. The 173.077 feature selectable voltage levels.

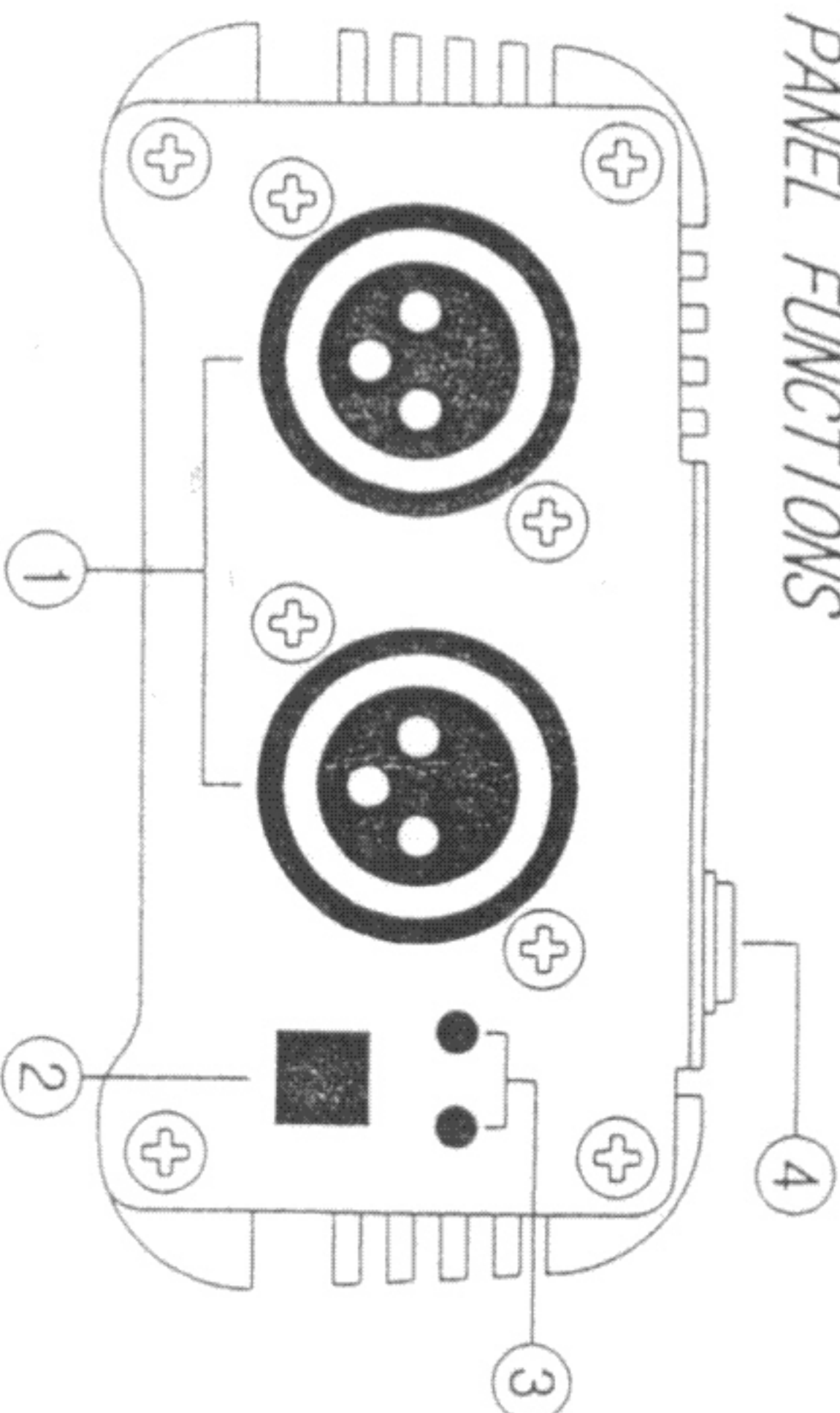
OPERATION

Switch the PHANTOM VOLTAGE to appropriate setting. Connect a condenser microphone to the input connector(s) and connect the output(s) to mixer or other audio input device. Apply power to the units by connecting the enclosed adapter to an AC outlet and to the 15 Volts DC Power Loop. The LED on the front of the unit will light. The two DC input jack are provided in order to use one power supply to power more than one unit. The units provide no audio gain as they are not microphone preamps.

CONNECTIONS

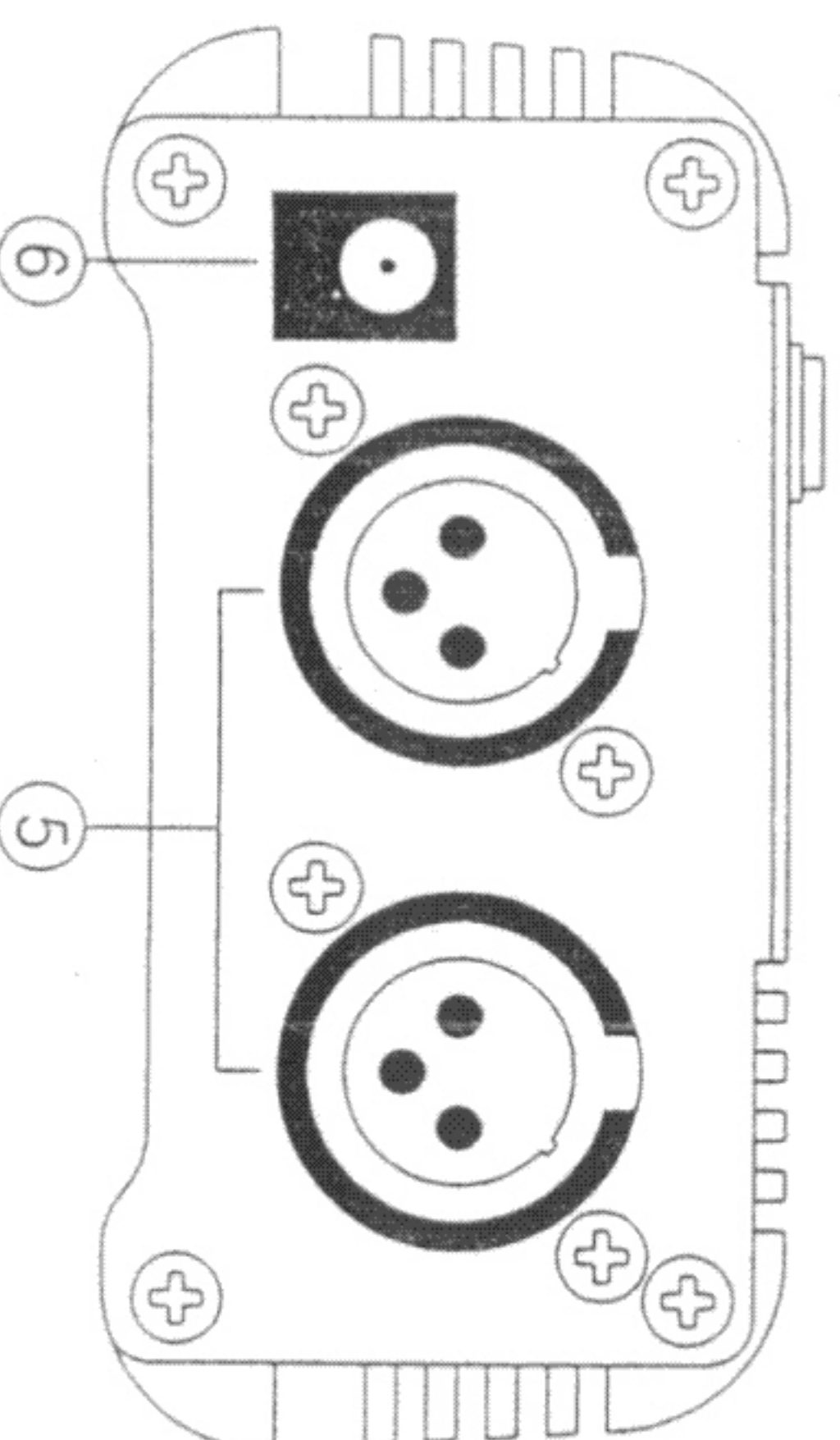


FRONT PANEL FUNCTIONS



- ① INPUT: Input is a device which you can connect a PHANTOM condenser microphone and consists of two XLR "F" connectors.
- ② FOOT SWITCH: Switch changes voltage of INPUT 1 from the DC 48 volt or DC 12 volt.
- ③ LED: LED ON the front of the unit will illuminated when voltage has been changed.
- ④ POWER SWITCH: Power Switch is provided in order to do ON/OFF function of PHANTOM POWER ADAPTER.

REAR PANEL FUNCTIONS



- ⑤ OUTPUT: Output makes the signal of microphone connected 1 and consists of two XLR "M" connector.
- ⑥ DC JACK: DC Jack is a device of providing electricity of action Also, please connect DC 14~18V adapter when it is unloaded.